

# Risk Factors and Control Strategies for Cattle Tick Infestations in Nigeria: Influence of Acaricide Application Methods, Hand-Picking Frequency, and Herd Mobility in Plateau State

Biallah Markus Bukar<sup>1</sup>, Uchechukwu C. Ohaeri<sup>2</sup>, Henry Madubuike<sup>3</sup>, Gloria Karaye<sup>4</sup>, Mark Kparmark<sup>5</sup>, Davwet Benkaat Maxwell<sup>4</sup>, Goni Dogo Abraham<sup>1,\*</sup>

**Research Article**  
**Open Access &**  
**Peer-Reviewed Article**

**DOI:**

10.14302/issn.2690-6759.jpar-25-5576

**Corresponding author:**

Goni Dogo Abraham, Department of Veterinary Parasitology and Entomology, University of Jos, Nigeria.

**Keywords:**

cattle ticks, acaricide application, hand-picking, herd mobility, risk factors, Plateau State, Nigeria.

**Received:** June 06, 2025

**Accepted:** July 05, 2025

**Published:** December 15, 2025

**Academic Editor:**

Andrei Alimov, Associate Professor  
Research Center for Medical Genetics,  
Moscow, Russia

**Citation:**

Biallah Markus Bukar, Uchechukwu C. Ohaeri, Henry Madubuike, Gloria Karaye, Mark Kparmark et al. (2025) Risk Factors and Control Strategies for Cattle Tick Infestations in Nigeria: Influence of Acaricide Application Methods, Hand-Picking Frequency, and Herd Mobility in Plateau State. *Journal of Parasite Research* - 1(4):1-8. <https://doi.org/10.14302/issn.2690-6759.jpar-25-5576>

<sup>1</sup>Department of Veterinary Parasitology and Entomology, University of Jos, Nigeria  
<sup>2</sup>Africa Centre of Excellence in Phytomedicine Research and Development (ACEPRD), University of Jos, Nigeria  
<sup>3</sup>Salford University, Manchester, United Kingdom  
<sup>4</sup>Department of Veterinary Parasitology and Entomology, University of Jos, Nigeria  
<sup>5</sup>Office of Research and Development (ORD), University of Jos, Nigeria

## Abstract

### *Background*

Tick infestations severely impair cattle health and productivity in Nigeria through blood loss, hide damage, and transmission of tick-borne pathogens.

### *Objective*

This study assessed key risk factors influencing tick infestation and evaluated control methods among Fulani pastoral herds in Plateau State.

### *Methods*

A cross-sectional survey involving 250 cattle from ten herds was conducted across five Local Government Areas. Tick burden was analyzed against acaricide application methods (pour-on vs. hand-spray), hand-picking frequency, and herd mobility (sedentary vs. migratory). Data were collected via owner interviews and manual tick counts. Statistical analyses were performed using generalized linear models in R software.

### *Results*

Cattle treated with pour-on acaricides had significantly lower tick burdens compared to those treated via hand-spray ( $P < 0.05$ ). Herds that practiced hand-picking five times weekly had fewer ticks than those hand-picking thrice weekly ( $P < 0.01$ ). Migratory herds recorded significantly lower infestations than sedentary herds ( $P < 0.05$ ).

### *Conclusion*

Effective tick control requires the integration of optimized acaricide application, frequent manual removal and consideration of herd mobility patterns.

Education, capacity building, and policy support are necessary to enhance adoption of effective tick control measures among pastoralists.

### **Introduction**

Ticks are among the most economically significant ectoparasites affecting livestock globally, particularly in tropical and subtropical regions such as Nigeria. These arthropods inflict direct harm through blood feeding, skin damage, and irritation, while also serving as vectors for numerous pathogens including *Babesia*, *Anaplasma*, *Theileria*, and *Ehrlichia* species, responsible for devastating diseases such as babesiosis, anaplasmosis, theileriosis, and heartwater.

In Nigeria, the burden of cattle tick infestation is exacerbated by traditional livestock management systems dominated by Fulani pastoralists. Hand-picking of ticks remains a widely practiced method of control due to its simplicity and low cost. However, this method is labor-intensive, inconsistently applied, and largely ineffective against immature or cryptically located ticks. Meanwhile, chemical control strategies, particularly the application of acaricides, offer a more efficient alternative, although their effectiveness is contingent on proper usage and availability of quality products.

The movement patterns of cattle herds, particularly the distinction between sedentary and migratory systems, also play a crucial role in tick exposure dynamics. Migratory pastoralism, by disrupting stable environmental conditions needed for tick survival, may offer natural protection against heavy infestation.

Despite these insights, systematic evaluations of the comparative effectiveness of hand-picking, acaricide application methods, and herd mobility patterns under field conditions in Nigeria remain scarce. Understanding the relative contributions of these factors is critical for designing sustainable, integrated tick management strategies suited to the socio-economic realities of pastoral communities.

Therefore, this study aimed to assess the key risk factors influencing cattle tick infestation in Plateau State, Nigeria, focusing on acaricide application methods, frequency of manual hand-picking, and herd mobility. The findings provide evidence-based recommendations to enhance cattle health, optimize tick control strategies, and safeguard pastoral livelihoods.

### **Materials and Methods**

#### *Study Area*

This study was conducted in Plateau State, North-Central Nigeria, between April and June 2023. Five Local Government Areas (LGAs)—Jos North, Jos South, Mangu, Pankshin, and Barkin Ladi—were purposively selected based on cattle density, ecological suitability for tick survival, and pastoral activity. The climate of the study area is characterized by a wet season (April–October) and a dry season (November–March), providing diverse conditions favorable for tick propagation.

#### *Study Design and Herd Selection*

A cross-sectional epidemiological survey design was employed. Ten Fulani pastoral herds (two per LGA) were selected using simple random sampling from accessible grazing communities. Herds were classified as either sedentary or migratory based on self-reported movement patterns over the preceding twelve months.

#### *Data Collection*

#### *Questionnaire Survey*

A semi-structured questionnaire, administered orally in Hausa language, was used to gather data from herd owners or managers. The questionnaire collected information on:

- Method and frequency of acaricide application (pour-on vs. hand-spray)
- Manual tick removal (hand-picking) frequency per week
- Herd mobility classification (sedentary vs. migratory)
- Knowledge and awareness of tick-borne diseases

The questionnaire was pre-tested among non-participating pastoralists to ensure clarity and cultural appropriateness.

#### *Tick Collection and Identification*

From each herd, 25 cattle were randomly selected ( $n = 250$ ). Adult ticks were manually removed using blunt-tipped forceps from predilection sites including the ears, dewlaps, flanks, tail base, udder, and scrotum. Collected ticks were preserved in 70% ethanol and transported to the laboratory at the Africa Centre of Excellence in Phytomedicine Research and Development (ACEPRD), University of Jos.

Tick species were identified morphologically using standard identification keys.

#### *Tick Burden Estimation*

For each animal, the total number of ticks collected was recorded as an individual tick burden score.

#### *Statistical Analysis*

All data were entered into Microsoft Excel 2019 and analyzed using R statistical software (version 4.3.2). Descriptive statistics were used to summarize categorical variables.

To assess associations between risk factors (acaricide method, hand-picking frequency, herd mobility) and tick burden, Generalized Linear Models (GLMs) with Poisson error distributions were fitted. Model significance was tested at a 95% confidence interval ( $P < 0.05$ ). Where significant effects were observed, Tukey's Honest Significant Difference (HSD) test was applied for post-hoc comparisons between groups.

Graphical representations were generated using the ggplot2 package in R.

## **Results**

### *Risk Factors Influencing Cattle Tick Infestation*

#### *Impact of Acaricide Application Method*

The method of acaricide application significantly influenced tick burden. Cattle treated with pour-on formulations had significantly lower mean tick counts ( $3.2 \pm 0.5$ ) compared to cattle treated via hand-spray methods ( $6.9 \pm 1.1$ ) ( $P < 0.05$ ) (Table 1).

#### *Influence of Hand-Picking Frequency*

The frequency of manual tick removal was significantly associated with tick infestation levels. Herds practicing hand-picking five times per week had lower mean tick burdens ( $3.6 \pm 0.8$ ) compared to those practicing it three times weekly ( $7.2 \pm 1.3$ ) ( $P < 0.01$ ) (Table 2).

#### *Influence of Herd Mobility*

Herd mobility also significantly affected tick infestation levels. Migratory herds recorded a mean tick count of  $3.9 \pm 0.6$ , significantly lower than sedentary herds ( $6.7 \pm 1.2$ ) ( $P < 0.05$ ) (Table 3).

Table 1. Mean Tick Burden by Acaricide Application Method

Acaricide Application Method	Mean Tick Count ± SE	P-value
Pour-on	3.2 ± 0.5	< 0.05
Hand-spray	6.9 ± 1.1	

Table 2. Mean Tick Burden by Hand-Picking Frequency

Hand-Picking Frequency	Mean Tick Count ± SE	P-value
≥ 5 times per week	3.6 ± 0.8	< 0.01
≤ 3 times per week	7.2 ± 1.3	

Table 3. Mean Tick Burden by Herd Type

Herd Type	Mean Tick Count ± SE	P-value
Migratory	3.9 ± 0.6	< 0.05
Sedentary	6.7 ± 1.2	

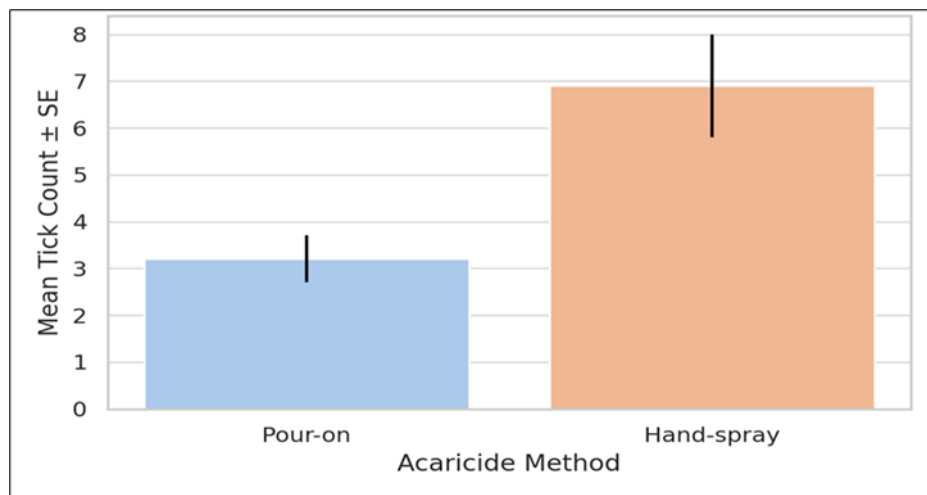


Figure 1. Mean Tick Burden by Acaricide Application Method.

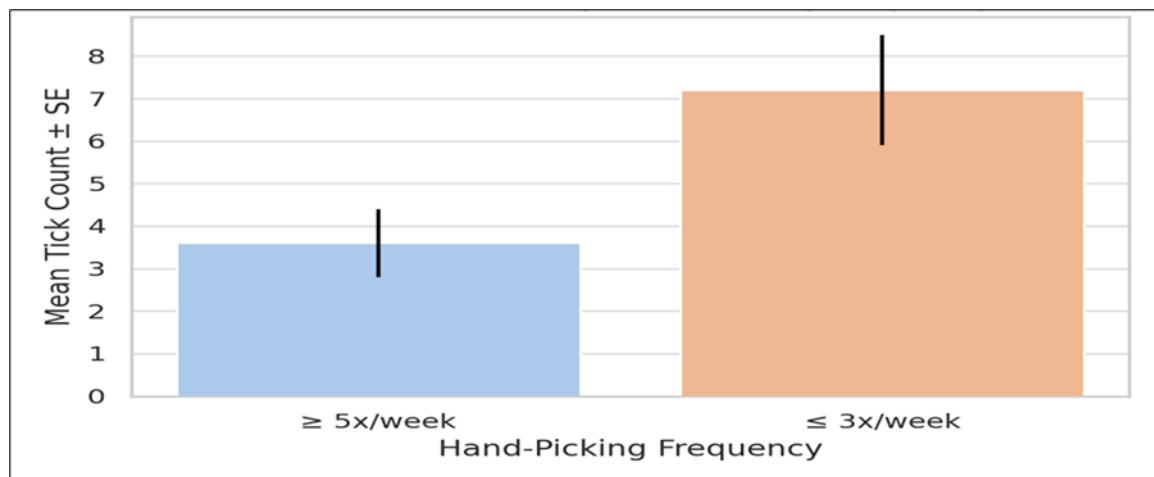


Figure 2. Mean Tick Burden by Hand-Picking Frequency.

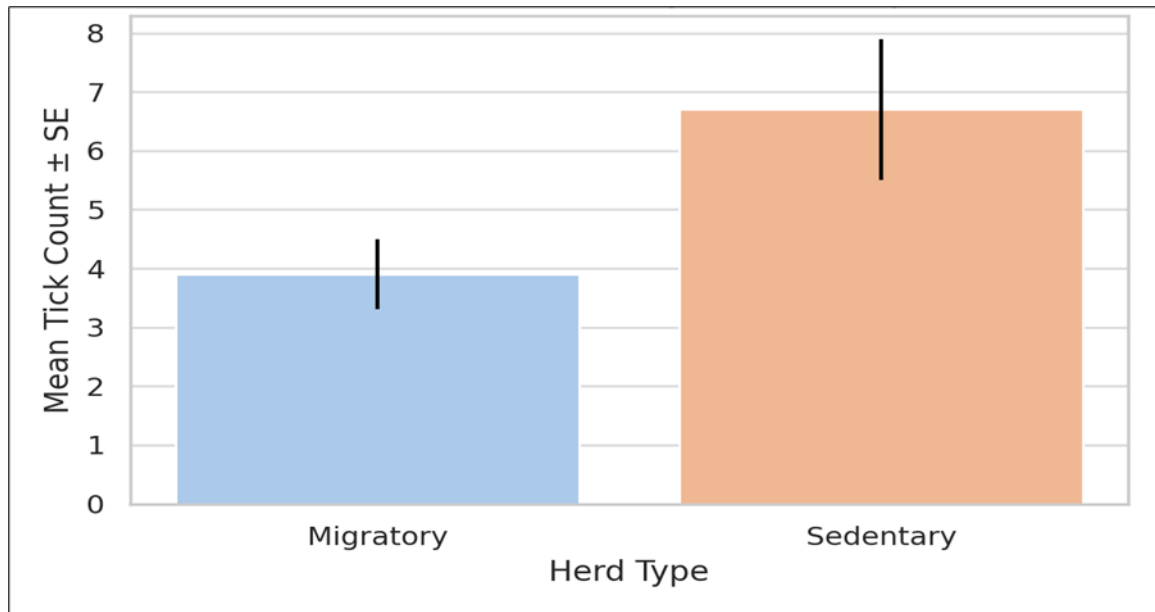


Figure 3. Mean Tick Burden by Herd Mobility.

#### Graphical Analysis

Here's a visual presentation of the key findings Figure 1, Figure 2, Figure 3

#### Discussion

This study evaluated the influence of acaricide application methods, hand-picking frequency, and herd mobility on cattle tick infestation levels among Fulani pastoral herds in Plateau State, Nigeria. The findings provide valuable insights into optimizing tick control strategies in pastoral systems facing resource and infrastructure constraints.

The results demonstrate that the method of acaricide application significantly affects tick burden. Cattle treated with pour-on formulations exhibited significantly lower mean tick infestations compared to those treated with hand-sprays. This observation aligns with previous reports, suggesting that pour-on applications deliver better skin coverage, prolonged residual action, and ease of use, thereby enhancing tick control efficacy. In contrast, hand-spraying was associated with poor coverage and potential under-dosing, which could contribute to inadequate tick suppression and promote acaricide resistance.

Similarly, the frequency of manual tick removal emerged as a critical determinant of infestation levels. Herds practicing hand-picking five times weekly recorded significantly fewer ticks than those employing less frequent removal. Frequent hand-picking likely disrupts the tick life cycle by reducing opportunities for attachment, feeding, and reproduction. However, even frequent manual removal cannot completely prevent reinfestation, especially under high environmental tick pressure. Thus, hand-picking alone remains insufficient as a standalone control measure, particularly for immature or cryptically located ticks.

Herd mobility patterns also significantly influenced infestation levels. Migratory herds, which periodically moved across ecological zones, had lower mean tick counts compared to sedentary herds. Regular movement likely interrupts host-vector contact cycles, preventing the establishment of stable tick populations in specific grazing areas. These findings support earlier studies that identified nomadic pastoralism as a natural factor limiting ectoparasite buildup. In contrast, sedentary grazing practices facilitate

tick survival and reproduction by maintaining consistent host availability within a localized environment.

Despite the demonstrated advantages of pour-on acaricides and frequent manual removal, several barriers hinder the widespread adoption of these practices among Fulani herders. Economic limitations, poor access to veterinary services, the high cost of quality acaricides, and the availability of counterfeit products remain major challenges. Cultural reliance on manual methods and limited awareness of the risks posed by tick-borne diseases further exacerbate the problem.

The integration of traditional practices with scientifically validated control methods appears critical for sustainable tick management. Educational outreach, provision of affordable, high-quality acaricides, and strengthening of veterinary extension services are essential steps toward improving cattle health and productivity in Nigeria's pastoral systems.

One limitation of the study was the reliance on owner-reported herd mobility patterns, which may be subject to recall bias. Future research could incorporate GPS-based tracking to more precisely monitor cattle movements and exposure to tick-infested environments. Additionally, longitudinal studies assessing seasonal variations in tick infestation would provide a more comprehensive understanding of infestation dynamics.

### **Conclusion**

This study identified acaricide application method, hand-picking frequency, and herd mobility as significant risk factors influencing cattle tick infestations among Fulani-managed herds in Plateau State, Nigeria.

Pour-on acaricide formulations were significantly more effective than hand-spray methods in reducing tick burden, highlighting the importance of proper chemical application techniques. Increased frequency of manual tick removal—specifically hand-picking five times per week—was also associated with lower infestation levels, although manual methods alone were insufficient for complete control. Additionally, migratory herds demonstrated lower tick burdens compared to sedentary herds, suggesting that pastoral mobility serves as a natural interruption to host-vector dynamics.

Effective tick management in pastoral systems should adopt an integrated approach combining frequent manual removal, strategic acaricide use, and recognition of the protective effects of herd mobility. Strengthening veterinary extension services, promoting education on acaricide application practices, and enhancing access to affordable, high-quality chemical products are critical for improving tick control among Fulani pastoralists.

By optimizing existing practices and encouraging evidence-based interventions, cattle health, productivity, and pastoral livelihoods in Nigeria can be significantly enhanced, contributing to broader goals of food security and economic development.

### **Acknowledgements**

The authors gratefully acknowledge the Africa Centre of Excellence in Phytomedicine Research and Development (ACEPRD), University of Jos, Nigeria, for providing the laboratory facilities, technical support, and logistical assistance necessary for the successful conduct of this research.

We also sincerely appreciate the Tertiary Education Trust Fund (TETFUND) through the National Research Fund (NRF) grant for their financial support, which was critical in funding this study. Without this support, the execution of the project would not have been possible.

Special thanks are extended to the Fulani pastoralists who participated in this study, and to all field assistants and staff members who contributed to data collection and sample processing.

#### Author Contributions

- Goni Dogo Abraham: Principal Investigator, Conceptualization, Supervision, Writing – Review & Editing
- Uchechukwu C. Ohaeri: Data Analysis, Visualization, Writing – Review & Editing
- Henry Madubuike: Statistical Support, Validation, Methodology
- Gloria Karaye: Investigation, Resources, Data collection supervision
- Mark Kparmark: Data Curation, Field Coordination
- Davwet Benkaat Maxwell: Investigation, Data Collection, Writing – Original Draft Preparation

#### Funding

This research was funded by the Tertiary Education Trust Fund (TETFUND), Nigeria, through the National Research Fund (NRF) grant scheme. The funding covered field activities, laboratory analyses, and statistical processing.

#### Conflicts of Interest

The authors declare that they have no known competing financial interests or personal relationships that could have appeared to influence the work reported in this paper.

#### Ethical Approval Statement

This study was conducted in accordance with institutional ethical guidelines. Ethical approval was obtained from the Animal Ethics Committee of the University of Jos, Nigeria (Protocol ID: UJ-AEC/2023/04). Prior informed verbal consent was obtained from all participating cattle owners and herders before questionnaire administration and sample collection.

All procedures involving animals were carried out in compliance with international best practices for animal welfare and under the supervision of qualified personnel.

#### References

1. George JE, Pound JM, Davey RB. Chemical control of ticks on cattle and the resistance of these parasites to acaricides. *Parasitology*. 2004;129:S353–66.
2. Mamman AH, Lorusso V, Adam BM, Dogo AG, Bown KJ, Birtles R. First report of *Theileria annulata* in Nigeria: Findings from cattle ticks in Zamfara and Sokoto States. *Parasites Vectors*. 2021;14(2):42.
3. Rajput ZI, Hu SH, Chen WJ, Arijo AG, Xiao CW. Importance of ticks and their chemical and immunological control in livestock. *J Zhejiang Univ Sci B*. 2006;7(11):912–21.
4. Walker AR. *Ticks of Domestic Animals in Africa: A Guide to Identification of Species*. Edinburgh: Bioscience Reports; 2014.
5. Gonsu S, Yesil M, Yilmaz N. Cattle grooming behavior and challenges with technological grooming tools. *J Environ Sci Eng B*. 2019;8:190–6.
6. Samdup T, Udo HMJ, Eilers CH, Ibrahim MNM, van der Zijpp AJ. Crossbreeding and intensification of smallholder crop-cattle systems in Bhutan. *Livest Sci*. 2010;132:126–34.

7. Kaiser MN, Sutherst RW, Bourne AS. Development of a comprehensive strategy for the control of *Amblyomma variegatum* in Africa. *Trop Anim Health Prod.* 2002;34:77–95.
8. Estrada-Peña A, Bouattour A, Camicas JL, Guglielmone A, Horak I, Jongejan F, et al. Distribution and ecological preferences of *Boophilus* ticks in Africa and Latin America. *Exp Appl Acarol.* 2006;38:219–35.
9. Pfäffle M, Littwin N, Muders SV, Petney TN. The ecology of tick-borne diseases. *Int J Parasitol.* 2013;43(12):1059–77.
10. Minjauw B, McLeod A. Tick-borne diseases and poverty: The impact on livelihoods in Africa. FAO; 2003. [Accessed 16 Feb 2020]. Available from: <http://agris.fao.org/agris-search/search.do?recordID=GB2012100456>.
11. Obadiah HI, Shekaro A. Survey of tick infestation on cattle in Zaria Abattoir, Nigeria. *J Vet Adv.* 2012;2(2):81–7.
12. Atsuwe TS, Azua ET, Obisike VU, Imandeh GN. Comparative study on tick-borne haemoparasites in cattle and goats in Makurdi, Nigeria. *J Appl Life Sci Int.* 2019;19(4):1–6.
13. Maina JA. Animal health in subhumid Nigeria. Proceedings of the Second ILCA/NAPRI Symposium, Kaduna, Nigeria. 1987.
14. Mooring MS, Samuel WM. Tick defense strategies in bison: Grooming and hair coat. *Behaviour.* 1998;135:693–718.
15. Nuttall PA, Labuda M. Tick–host interactions: saliva-activated transmission. *Parasitology.* 2004;129:S177.
16. Ogo NI, Weka R, Nnabuike HE, Uchendu C, Obeta S, Opara M. Knowledge, perception, and tick control practices of Fulani pastoralists in Plateau State. *Am J Entomol.* 2023;1(1):6–10.